

Opportunities and objects of Image Processing

Dr. Shaik Abdul Muzeer¹, Bhaludra R Nadh Singh²

¹Professor & Principal, Department of Electronics & Communication Engineering, Sri Chaitanya Technical Campus, Hyderabad, India

²Professor of CSE, Department of Computer Science and Engineering, AVNIET, Hyderabad, India

ABSTRACT

The. Image processing helps to identify invisible objects, as well as various techniques that make it faster and less expensive. This paper gives you an overview of various digital image processing techniques and challenges.

Keywords: Acquisition, Enhancement, Morphological Processing, Segmentation, Object Recognition and Compression, objects

I. INTRODUCTION

Digital photography plays a vital role in our daily lives. Millions of digital images are uploaded every minute. They are a two-dimensional, numerical image. Digital images can be used in a variety of applications such as medical photography, video surveillance, criminal investigation, remote sensing etc. Automatic analysis of images and their signals by various image processing techniques is very important these days. role in any areas related to image development, deception and analysis.

Image processing is a method that enables the analysis and conversion of digital images, to improve image quality. Adaptability, duplication, and accuracy in the storage of original data, are the main advantages of digital image processing methods.

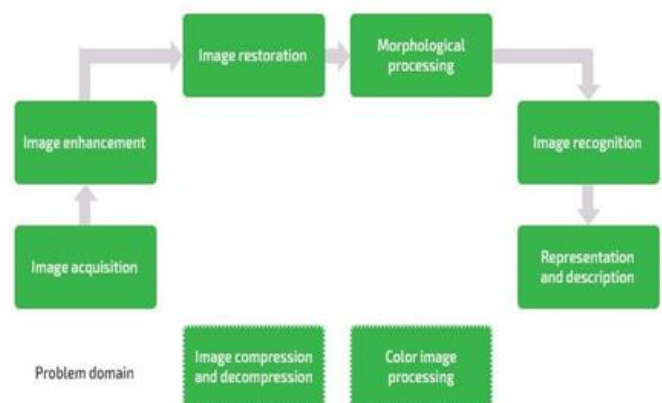


Figure 1 : Image Processing Techniques

II. IMAGE PROCESSING TECHNIQUES

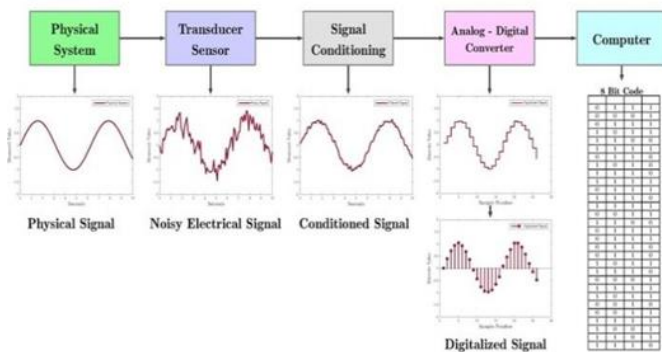
Another method of image processing takes a picture as both input and output. Some techniques will take pictures as embedded but image attributes as output. All of these techniques are not required during image processing. The choice of strategy depends on the application. Details of the various image processing methods are as follows:

2.1 Image Acquisition

An image can be defined as a two-dimensional function, $f(u, v)$, where u and v are the plane

coordinates, and the amplitude of f in any pair of connectors (u, v) is called the intensity or gray level of the image at that time [3]. We can call an image as a digital image, where u, v and the amplitude values of f are all limited, different values. Acquisition of an image plays a major role in image processing, as if images are not properly detected a variety of image processing methods may. inefficiency, even the presence of diversity development strategies.

Digital Data Acquisition System



2.2 Image Preprocessing

An important step in image processing and computer vision is pre-image processing. The purpose of pre-image processing is to improve image data by improving certain features while pressing some unwanted distortions. Improving features depends on specific programs. Image data recorded by sensors on a satellite, contains geometric-related errors and pixel light values. In the preliminary analysis of the image, these errors were corrected using appropriate mathematical models which are straight or mathematical models. Pre-image processing also includes traditional functions for reducing noise, enhancing brightness, image smoothing and sharpening, and advanced functions such as image splitting. Depending on the pixel dimensions used to calculate the new pixel brightness, image processing methods can be categorized as

- Pixel brightness transformations
- Geometric transformations
- Preprocessing techniques that use a local neighborhood of the processed pixel

- Image restoration that requires knowledge about the entire image

2.3 Image Enhancement

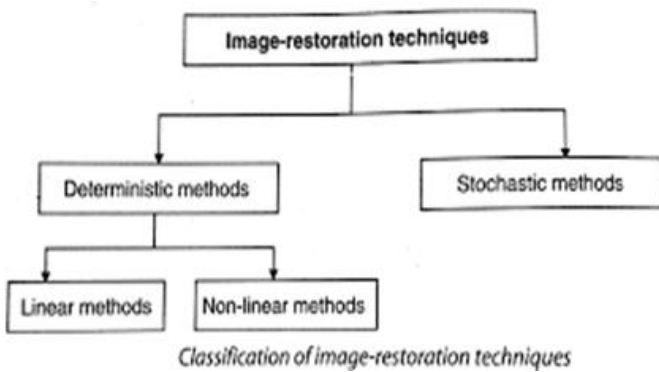
Photographs taken from other digital cameras and satellite imagery may be sharply lacking in brightness and light, due to the limited imaging capabilities and lighting conditions while taking a picture. Image enhancement is one of the easiest and most appealing ways to overcome this difficulty. Here it enhances some hidden features or highlights certain interesting features, in the next analysis of the image. We can split the image enhancement methods into two. They are i - a local domain method and a) domain domain method. Local domain method is about converting or merging pixels that form an image and the frequency domain that enhances the image in line with the fixed operator. Some of the ways to improve images are:

1. Contrast stretching
2. Noise Filtering
3. Histogram Modification

2.4 Image Restoration

The process of restoring a damaged or damaged image by removing the noise or blurring, in order to improve the appearance of the image is called retrieving the image. Reduced image is the original image rotation, poor performance, and additional sound. Image restoration is done with the help of previous sound information or distortion that causes image deterioration. It can be done in two domains: local domain and frequency domain. On a local background the filtering action of the image is performed directly on the digital image working pixels and on a regular basis the filter action is performed by drawing a local background on a frequency domain, by fourier conversion. After filtering, the image is re-mapped with a reversal of the four opposite to the local domain, in order to obtain a restored image. We can select any domains depending on the applications required. Image restoration models can be split into

two as shown in Fig-3, based on image damage information. image unknown.



2.5 Morphological Processing

Morphological analysis is a set of line functions used to extract parts of an image that are useful for representing and interpreting a shape. The editing element is a small set of experimental image exploration. The editing feature is compared to the corresponding area of the pixels by positioning it, in all possible locations in the image. Some activities check that something is "equally" in the area, while others check that it "hits" or conflicts with neighbors. The basic functions of morphological are openness, erosion and your compounds. Erosion is useful in removing structures of a certain shape and size, which is provided by the editing element while the extension helps to fill in the holes of a certain size and shape given the editing element.




Fig. 4(a) shows an example binary image. Fig 4(b) to 4(e) shows the result of applying the different morphological operations to the image in 4(a)

2.6 Image Segmentation

Image Dialing is the process of dividing digital image into several segments, simplifying and / or transforming image representation into a logical and easy-to-analyze process. It may use mathematical division, thresholding, edge finding, regional finding, or any combination of these methods. Usually a set of separated elements is found as the output of the split step. Separation strategies can be categorized as regional based or marginal based. Previous strategies are based on common patterns in density values within a collection of neighboring pixels, and the goal of the classification algorithm is to classify regions according to their anatomical or functional roles. Edge-based techniques depend on the calculation of image values between different regions, and the goal of the separation algorithm is to accurately distinguish the boundary that separates these regions.

2.7 Object Recognition

Object recognition is a process that provides a label to an object in a digital image or video, based on descriptors.esb: - motor. Object recognition is about computer training to identify an object with different concepts, different light conditions, and different backgrounds. Due to the complexity of the scene, photometric effects, changes in shape and perceptions of the object, the appearance of the object may vary. It has extensive applications in the field of surveillance and surveillance, local robotic and navigation, medical analysis etc.

2.8 Image Data Compression

Compression, as the name implies, is related to reducing the storage capacity required to store an image, or the bandwidth required to transfer it, without compromising the quality of the image at an unacceptable level. Pressing allows you to save multiple images with a given amount of disk space or memory space. It also reduces the time required for images to be transmitted online or downloaded to web

pages. Compression strategies can be of two types: lossy and lossless. The lossy compression is not reversible, some data from the original image file is missing. The lossless methods are particularly suitable for natural images such as images in operating systems where a small loss of fidelity is acceptable to achieve a significant reduction in bit value. With lossless, we can reduce the image size without losing quality. Non-lossy clutter is selected for archival purposes and is usually based on medical photographs, technical drawings, paste art, or humor.

Some of the most common forms of image compression are:

- Wavelets
- Chroma sub sampling
- Transform coding
- Run-length encoding

III. Objects

3.1 Nontrivial Issues

Insignificant problems mean more complex things. Often, these issues take longer to resolve. In the case of image processing, such problems can be associated with filtering, retrieval, registration, merging, classification and image classification. These processes form a sequence of data processing, which takes longer to process.

Suppose you have to separate the abbreviations from the automotive industry and the transport industry, say, under different categories. Separating images, which are closely linked and from different categories can be a daunting task. This image classification challenge can take hours to days, disrupting the next steps of image processing.

3.2 Accuracy

It is a pervasive fact that achieving 100% accuracy is a dream while processing images. The client does not get satisfied with the obtained results. If you are assigned to accurately convert a doctor's prescription into digital data, for example, it could be a challenge to

recognize images. The handwritten text could be illegible, decimating the chance of getting a full score in its quality.

3.3 Hard Coded Solutions

The hard coded software embeds data directly from the source code, rather than generating it at a run time. Such kind of data could be an image also. In that scenario, enhancing the contrast of images or filtering could be tough. This challenge could stem from source code, kernel or methods, making processors' life a hell. These issues should be resolved generic. But, the hard coding converts these processing into a bane of life.

3.4 Endless Research

This is the most vital part of any kind of processing. A human brain tends to explore through and innovate for discovering smart ways to simplify processing. This is where open research stands out. Image processing is likewise. This domain also requires churning through existing challenges, identifying loops and patching them with innovative patterns.

IV. CONCLUSION

Digital image processing has found its utility not only in the field of computer science but also in other domains of Engineering and Technology. This paper gives a comprehensive overview of different image processing techniques and In this paper discussed about the image processing techniques with the few Challenges of Image Processing.

V. REFERENCES

- [1]. Ramadevi, Y., Sridevi, T., Pootnima, B., and Kalyani, B., "Segmentation and Object Recognition using Edge Detection Techniques", International Journal of Computer Science & Information Technology,

- [2]. King-Sun Fu, Azriel Rosenfeld, IEEE Pattern Recognition and Image Processing , VOL. C-25, NO. 12, December 1976
- [3]. Vijayran, S., and Paramjeetsingh., "A Watershed Based Morphological Operator Approach for Image Segmentation", International Journal of Advanced Research in Computer and Communication Engg, vol 2, 2013.
- [4]. N. Gupta and V. K. Banga, "Image Segmentation for Text Extraction," in 2nd International Conference on Electrical, Electronics and Civil Engineering (ICEECE'2012), 2012, pp. 182–185.
- [5]. M. R. Lyu, J. Song, and M. Cai, "A comprehensive method for multilingual video text detection, localization, and extraction," Circuits and Systems for Video Technology, IEEE Transactions on, vol. 15, no. 2, pp. 243– 255, 2005
- [6]. K. Akita, "Image sequence analysis of real world human motion," Pattern Recognition, vol. 17, no. 1, pp. 73– 83, 1984.
- [7]. Sumithra, S. Buvana, R. Somasundaram, " A survey on various types of image processing techniques", IJERT, ISSN:2278-0181

Cite this article as :

Dr. Shaik Abdul Muzeer, Bhaludra R Nadh Singh, "Opportunities and objects of Image Processing", International Journal of Scientific Research in Computer Science, Engineering and Information Technology (IJSRCSEIT), ISSN : 2456-3307, Volume 6, Issue 1, pp.189-193, January-February-2020.